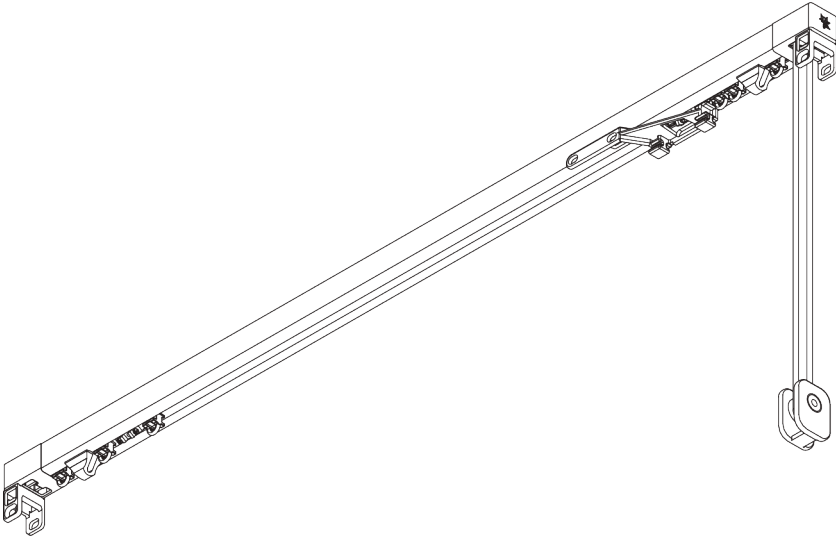



SG 3870



PRODUKTINFORMATIONEN

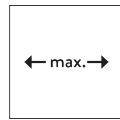
- **Bedienung:** Schnur
- **Grösse:** M - L
- **Montage:** Decke, Wand, Nut
- **Farben:** weiss RAL 9016, schwarz RAL 9005 oder Aluminium farblos eloxiert, Sonderfarben möglich (Nutprofil nur weiss RAL 9016, schwarz RAL 9005 oder Sonderfarbe)
- **Stoffe:** siehe Silent Gliss Stoffkollektion

Merkmale:

- 2-Komponenten-Gleiter-Technologie (2C)
- Wave (2C)
- Biegbar
- Biegbares Nutprofil

SYSTEMSPEZIFIKATIONEN

A. MASSE / GEWICHT



6 m



14 kg

Max. Vorhanggewicht mit 2C-Gleiter oder Roller

	2 m	4 m	6 m
	12	11	10
	14	13	12
	9	8	7
	10	9	6
	6	5	4
	7	6	5
	5	4	3
	6	5	4

(kg max.)

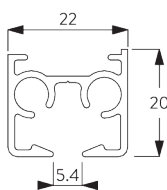
Max. Vorhanggewicht mit Wave-2C-Gleiterkordel

	2 m	4 m	6 m
	5	8	7
	5	8	8
	5	6	5
	5	6	6
	4	3	-
	4	4	3
	3	2	-
	3	3	-

(kg max.)

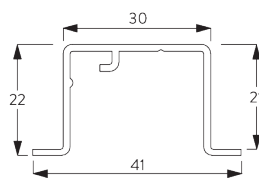
B. PROFIL

Profil- und Biegeinformationen



SG 11190

Profil

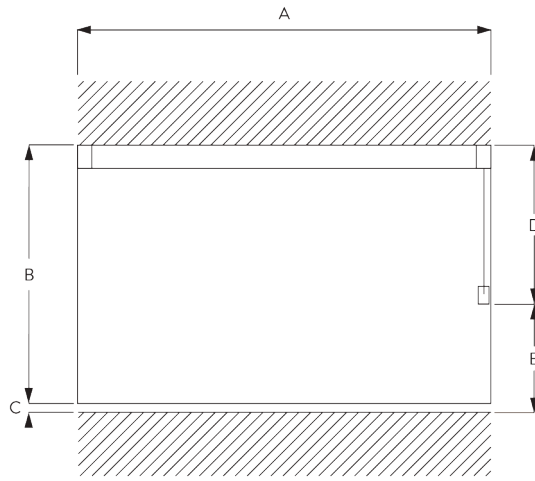


SG 11230

Nutprofil



C. MASSAUFNAHME



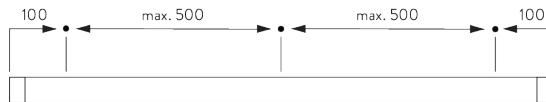
- A: Systembreite
- B: Systemhöhe
- C: Abstand zwischen Boden und Behang
- D: Schnurhöhe
- E: Kindersicherung SG 10731 min. 150 cm über Boden

MONTAGE

A. MONTAGE- INFORMATIONEN

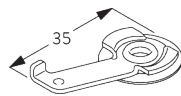
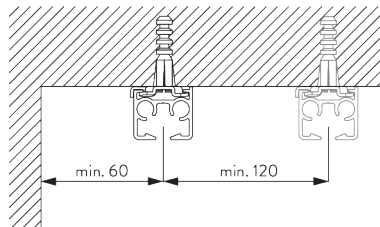
Detaillierte Montageinformationen siehe
Silent Gliss Website

Montagepunkte



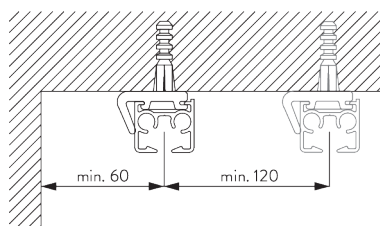
B. DECKEN- MONTAGE

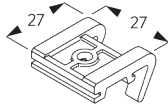
Spanner SG 3825



SG 3825
Spanner

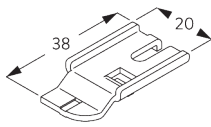
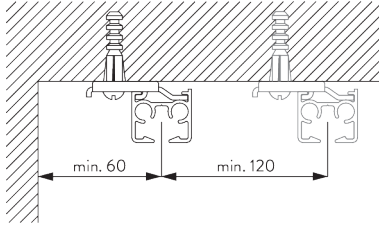
Träger SG 3826





SG 3826
Träger

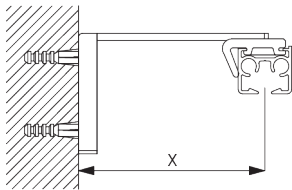
Träger SG 3832



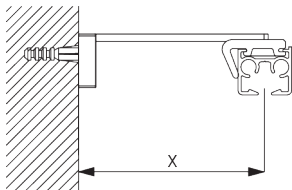
SG 3832
Träger

C. WANDMONTAGE

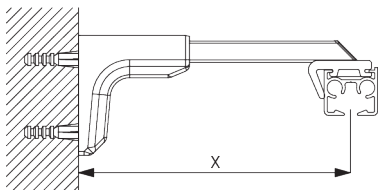
Smart Fix



Smart Fix SG 11200- SG 11205 und Träger SG 3826:
Benötigt Schraube SG 10492 (M4x8).

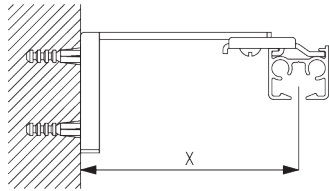


Square Smart Fix SG 11210 - SG 11215 und Träger SG 3826:
Benötigt Schraube SG 10492 (M4x8).

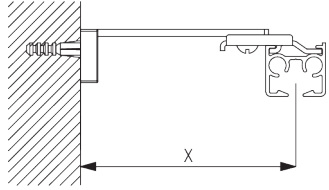


Universal Smart Fix SG 11154 - SG 11156 und Träger SG 3826:
Benötigt Schraube SG 10277 (M4x12).

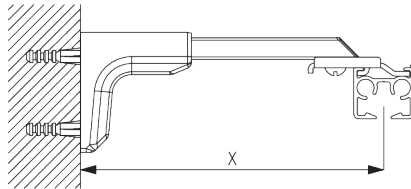
Smart Fix	X mm (SG 3826 / SG 3825)	X mm (SG 3832)
SG 11200 / SG 11210	52	70
SG 11201 / SG 11211	72	90
SG 11202 / SG 11212	92	110
SG 11203 / SG 11213	112	130
SG 11204 / SG 11214	142	160
SG 11205 / SG 11215	192	210
SG 11154	102-130	120-148
SG 11155	132-160	150-178
SG 11156	182-210	200-228



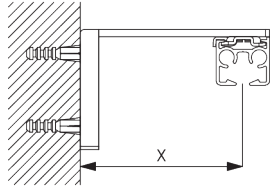
Smart Fix SG 11200 - SG 11205 und Träger SG 3832:
Benötigt Schraube SG 10492 (M4x8).



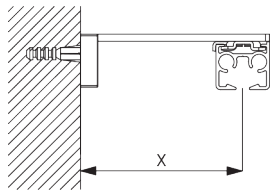
Square Smart Fix SG 11210 - SG 11215 und Träger SG 3832:
Benötigt Schraube SG 10492 (M4x8).



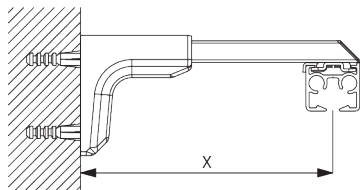
Universal Smart Fix SG 11154 - SG 11156 und Träger SG 3832:
Benötigt Schraube SG 10407 (M4x10).



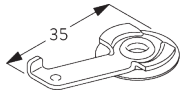
Smart Fix SG 11200 - SG 11205 und Spanner SG 3825:
Benötigt Schraube SG 10074 (M4x8).



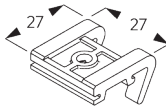
Square Smart Fix SG 11210 - SG 11215 und Spanner SG 3825:
Benötigt Schraube SG 10074 (M4x8).



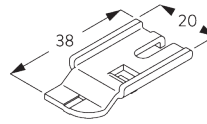
Universal Smart Fix SG 11154 - SG 11156 und Spanner SG 3825:
Benötigt Schraube SG 11158 (M4x12).



SG 3825
Spanner



SG 3826
Träger



SG 3832
Träger



SG 10074
Senkschraube M4x8



SG 10277
Linsenschraube M4x12



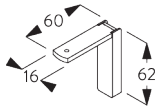
SG 10407
Linsenschraube M4x10



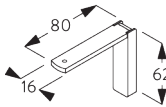
SG 10492
Linsenschraube M4x8



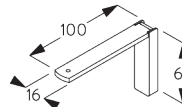
SG 11158
Senkschraube M4x12



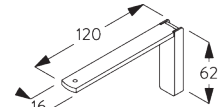
SG 11200
Smart Fix 60 mm



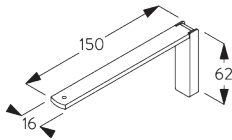
SG 11201
Smart Fix 80 mm



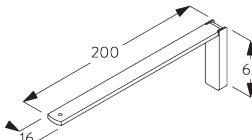
SG 11202
Smart Fix 100 mm



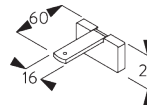
SG 11203
Smart Fix 120 mm



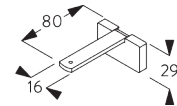
SG 11204
Smart Fix 150 mm



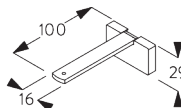
SG 11205
Smart Fix 200 mm



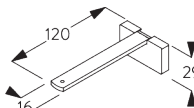
SG 11210
Square Smart Fix 60 mm



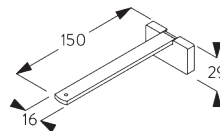
SG 11211
Square Smart Fix 80 mm



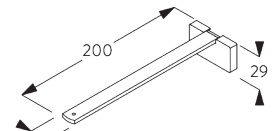
SG 11212
Square Smart Fix 100 mm



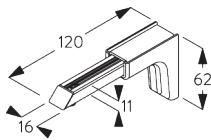
SG 11213
Square Smart Fix 120 mm



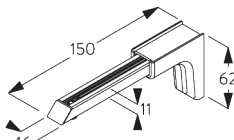
SG 11214
Square Smart Fix 150 mm



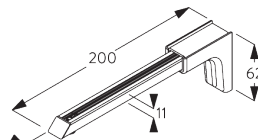
SG 11215
Square Smart Fix 200 mm



SG 11154
Universal Smart Fix 120 mm

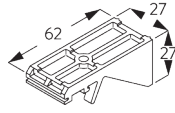
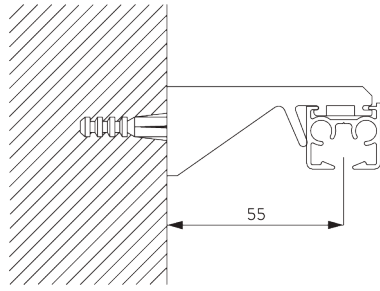


SG 11155
Universal Smart Fix 150 mm



SG 11156
Universal Smart Fix 200 mm

Träger SG 3836

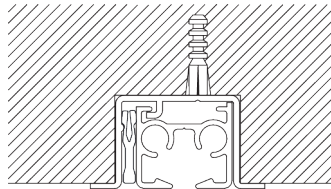


SG 3836

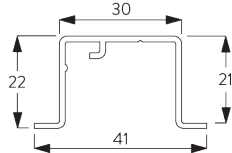
Träger

D. NUTMONTAGE

Nutprofil SG 11230

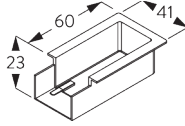


Eine Klammer SG 10157 pro Montagepunkt.
Detaillierte Nutmontage siehe Silent Gliss Website.



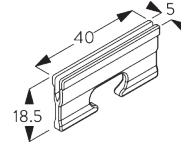
SG 11230

Nutprofil



SG 11238

Nutmaske

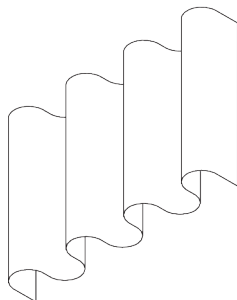


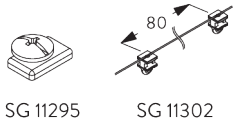
SG 10157

Klammer

SYSTEMOPTIONEN

A. WAVE



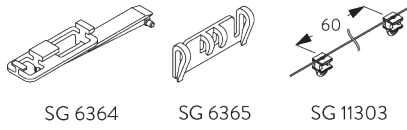


SG 11295

SG 11302

Standard Komponenten:

- SG 11295 Feststeller
- SG 11302 Wave-2C-Gleiterkordel 80 mm



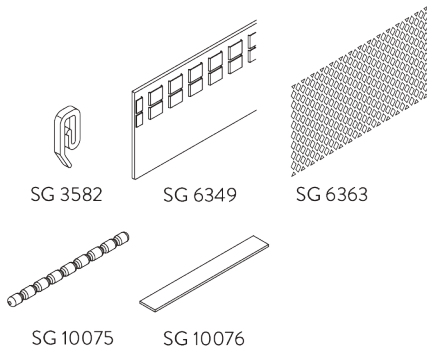
SG 6364

SG 6365

SG 11303

Optionale Komponenten:

- SG 6364 Wave Verlängerung
- SG 6365 Wave Hänger
- SG 11303 Wave-2C-Gleiterkordel 60 mm



SG 3582

SG 6349

SG 6363

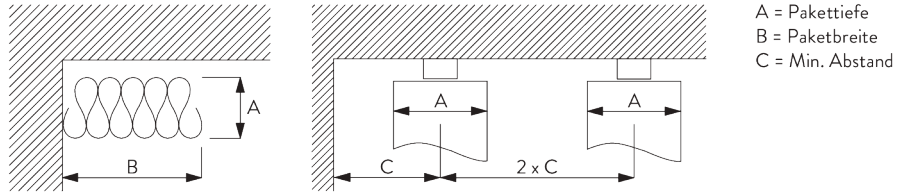
SG 10075

SG 10076

Vorhang Komponenten:

- SG 3582 Haken
- SG 6349 Wave Vorhangband
- SG 6363 Wave Bügelband
- SG 10075 Bleischnur 50 gr/m
- SG 10076 Beschwerung Seitensaum

Wave Paketbreite - 2C-Gleiterkordel (Standard Komponenten)



2C-Gleiterkordel SG 11302	Zwischen- laschen	Stoffzugabe	Pakettiefe A	Paketbreite B*	Min. Abstand C
80	6	~2.1	140	180 pro Meter System	90
80	7	~2.3	160	180 pro Meter System	100

2C-Gleiterkordel SG 11303	Zwischen- laschen	Stoffzugabe	Pakettiefe A	Paketbreite B*	Min. Abstand C
60	4	~2.1	100	230 pro Meter System	70
60	5	~2.3	120	230 pro Meter System	80

**Paketbreite B standard*

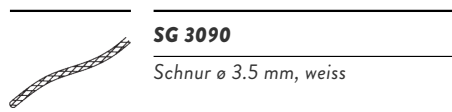
- 1-teilig = plus 130 mm pro System
- 2-teilig = plus 30 mm pro Paket

**Paketbreite B option*

- 1-teilig = plus 200 mm pro System
- 2-teilig = plus 200 mm pro Paket

KOMPONENTEN

A. STANDARD KOMPONENTEN



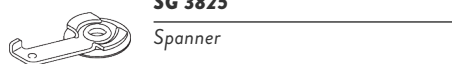
SG 3090

Schnur ø 3.5 mm, weiss



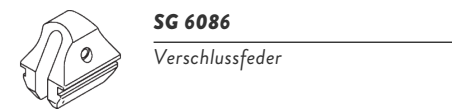
SG 3599

Haken



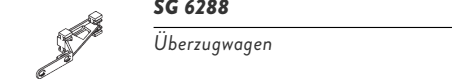
SG 3825

Spanner




SG 6086

Verschlussfeder



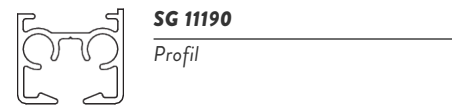
SG 6288

Überzugwagen




SG 10731

Kindersicherheitshalterset



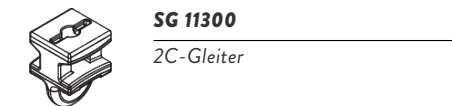
SG 11190

Profil



SG 11285

Lenkungsset



SG 11300

2C-Gleiter

B. OPTIONALE KOMPONENTEN




SG 3012

Haken



SG 3340

Schnur/Kettengewicht



SG 3581

Haken



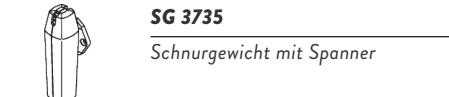
SG 3582

Haken



SG 3598

Öse



SG 3735

Schnurgewicht mit Spanner




SG 3802

Profilverbinder



SG 3826

Träger



SG 3832

Träger



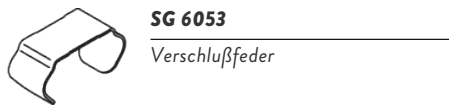
SG 3836

Träger



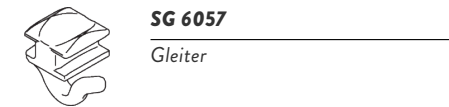
SG 6004

Öse



SG 6053

Verschlussfeder



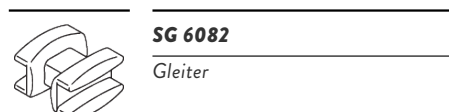
SG 6057

Gleiter



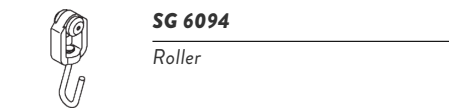
SG 6063

Überzugwagen




SG 6082

Gleiter



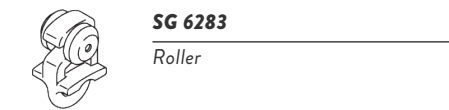
SG 6094

Roller



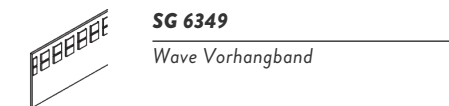
SG 6098

Roller



SG 6283

Roller



SG 6349

Wave Vorhangband



SG 6363

Wave Bügelband



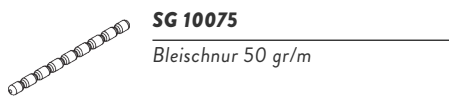
SG 6364

Wave Verlängerungsarm




SG 6365

Wave Hänger



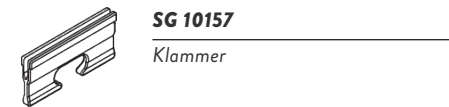
SG 10075

Bleischnur 50 gr/m




SG 10076

Beschwerung Seitensaum



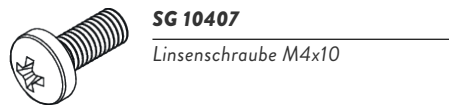
SG 10157

Klammer



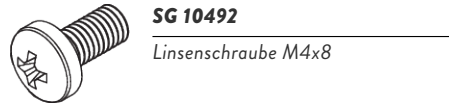
SG 10277

Linsenschraube M4x12



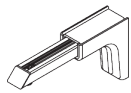
SG 10407

Linsenschraube M4x10

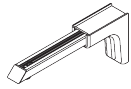


SG 10492

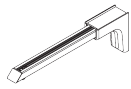
Linsenschraube M4x8



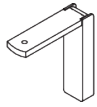
SG 11154
Universal Smart Fix 120 mm



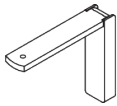
SG 11155
Universal Smart Fix 150 mm



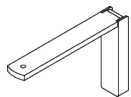
SG 11156
Universal Smart Fix 200 mm



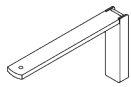
SG 11200
Smart Fix 60 mm



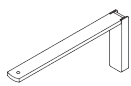
SG 11201
Smart Fix 80 mm



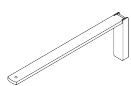
SG 11202
Smart Fix 100 mm



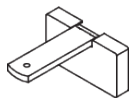
SG 11203
Smart Fix 120 mm



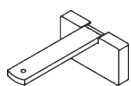
SG 11204
Smart Fix 150 mm



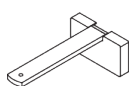
SG 11205
Smart Fix 200 mm



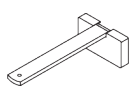
SG 11210
Square Smart Fix 60 mm



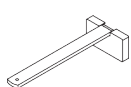
SG 11211
Square Smart Fix 80 mm



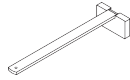
SG 11212
Square Smart Fix 100 mm



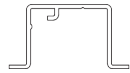
SG 11213
Square Smart Fix 120 mm



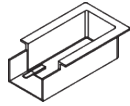
SG 11214
Square Smart Fix 150 mm



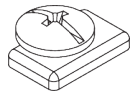
SG 11215
Square Smart Fix 200 mm



SG 11230
Nutprofil



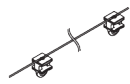
SG 11238
Nutmaske



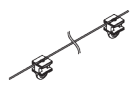
SG 11295
Feststeller



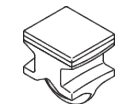
SG 11301
2C-Gleiter am Strip



SG 11302
Wave-2C-Gleiterkordel 80 mm



SG 11303
Wave-2C-Gleiterkordel 60 mm



SG 11305
2C-Gleiter für direktes Annähen

