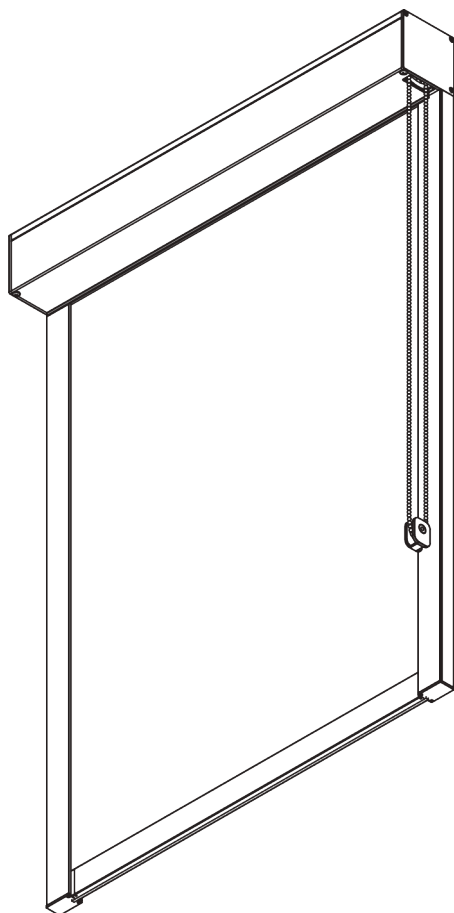
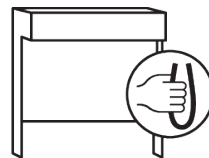


SG 4730



PRODUKTINFORMATIONEN

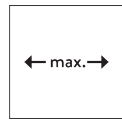
- **Bedienung:** Kette
- **Grösse:** M
- **Montage:** Decke, Wand, Nische
- **Farben:** weiss RAL 9016 oder schwarz RAL 9005, Sonderfarben möglich
- **Stoffe:** siehe Silent Gliss Stoffkollektion

Merkmale:

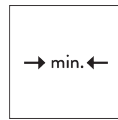
- Zip Technologie
- Rostfreie Stahlkugelschleife
- 2:1 Kettenantrieb
- 40 mm Seitenprofile, vorgebohrte Träger Positionierungen

SYSTEMSPEZIFIKATIONEN

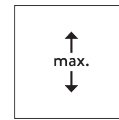
A. MASSE / GEWICHT



2.2 m



65 cm



2.4 m



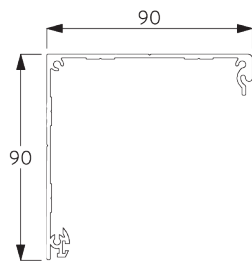
5.3 m²



3.7 kg

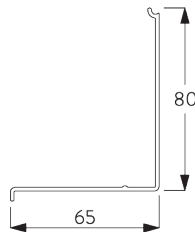
B. PROFIL

Profilinformationen



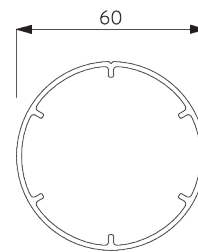
SG 10996

Kassettengehäuse 90 mm



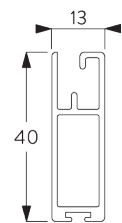
SG 10997

Kassettendeckel 90 mm



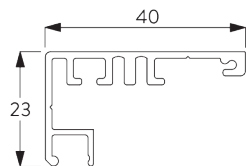
SG 11037

Rohr ø 60 mm



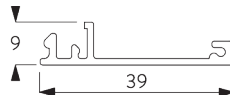
SG 10993

Beschwerung



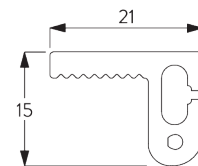
SG 11418

Seitliche Führungsschiene



SG 11419

Seitliche Abdeckung

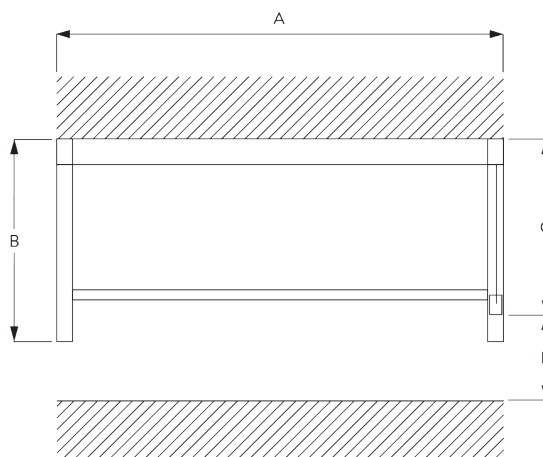


SG 11421

Zip-Profil

C. MASSAUFNAHME

Untermontage



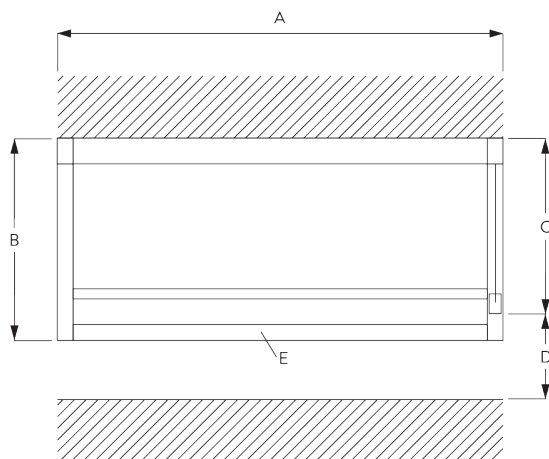
A: Systembreite

B: Systemhöhe

C: Kettenhöhe

D: Kindersicherung SG 10731 min. 150 cm über Boden

Aufmontage



A: Systembreite

B: Systemhöhe

C: Kettenhöhe

D: Kindersicherung SG 10731 min. 150 cm über Boden

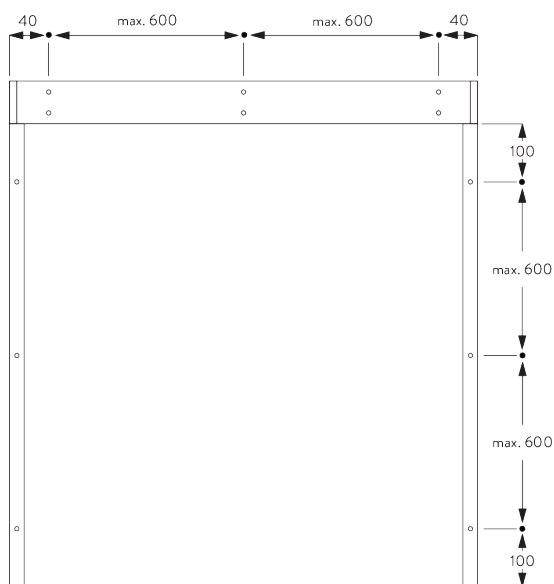
E: Optional: Abschlussprofil (SG 11418 / SG 11419)

MONTAGE

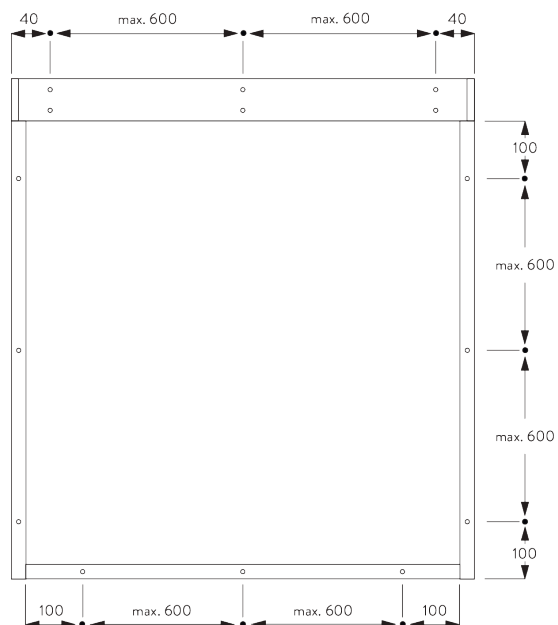
A. MONTAGE- INFORMATIONEN

Detaillierte Montageinformationen siehe
Silent Gliss Website

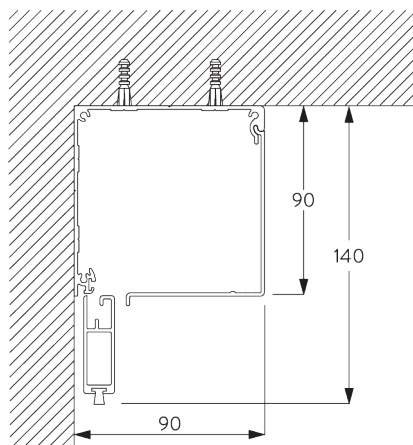
Montagepunkte - Decken-/ Untermontage



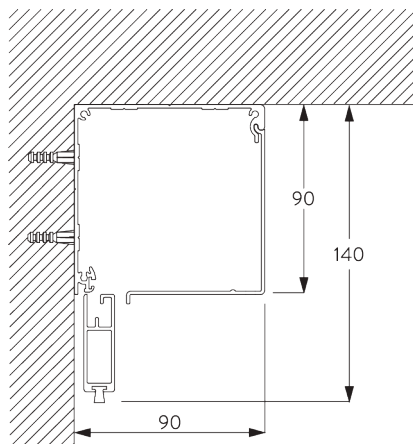
Montagepunkte - Wand-/Aufmontage



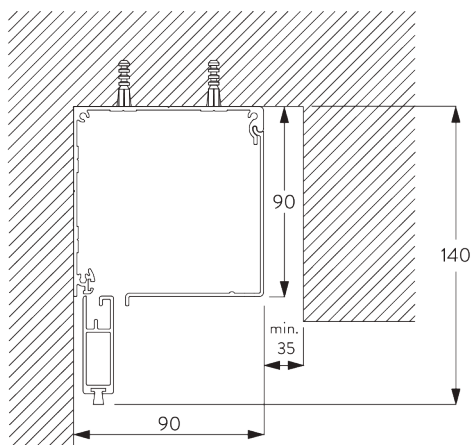
B. DECKEN-/ UNTERMONTAGE



C. WAND-/ AUFMONTAGE

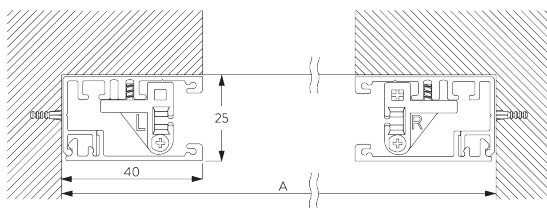


D. NISCHEN- MONTAGE



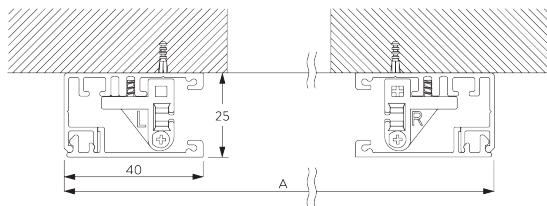
E. SEITENPROFILE SG 11418 / SG 11419

Untermontage



A: Systembreite


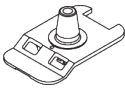
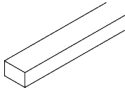
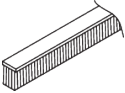

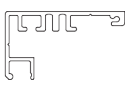
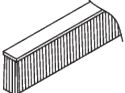


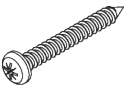
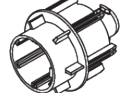
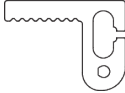
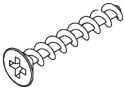
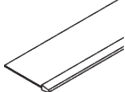
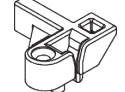
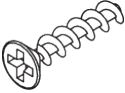
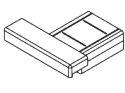


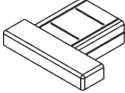
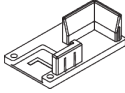

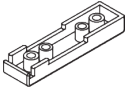
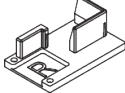
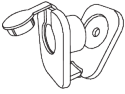
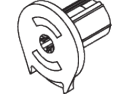
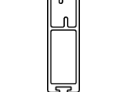
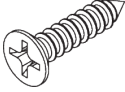

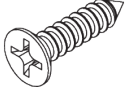


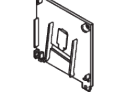

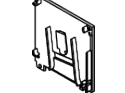

Aufmontage



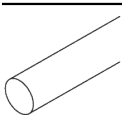


A: Systembreite

KOMPONENTEN

A. STANDARD KOMPONENTEN

	SG 4226 Doppelklebeband 30 mm		SG 11011 Clip		SG 11060 Schaumklebeband
	SG 4508 Bürste 5x7 mm		SG 11012 Clip für Kettenantrieb nature		SG 11418 Seitliche Führungsschiene
	SG 4509 Bürste 5x12 mm		SG 11017 Rohr Adapter 60 mm		SG 11419 Seitliche Abdeckung
	SG 6791 Linsenschraube 3.9x32		SG 11018 Rohrbedienseiten Adapter 60 mm		SG 11421 Zip-Profil
	SG 6933 PT Senkkopfschraube KA25x16		SG 11025 Zip		SG 11473 Zip Führung links
	SG 6936 PT Senkkopfschraube KA22x10		SG 11028 Enddeckel links		SG 11474 Zip Führung rechts
	SG 6942 Linsenschraube KA30x8		SG 11029 Enddeckel rechts		SG 11475 Enddeckel links für Seitenführung
	SG 10668 PVC Streifen 10 mm		SG 11030 Deckel		SG 11476 Enddeckel rechts für Seitenführung
	SG 10731 Kindersicherheitshalterset		SG 11032 Kettenantrieb M		
	SG 10993 Beschwerung		SG 11034 Senkkopfschraube 3.5x16		
	SG 10996 Kassettengehäuse 90 mm		SG 11035 Senkkopfschraube 2.2x9.5		
	SG 10997 Kassettendeckel 90 mm		SG 11037 Rohr ø 60 mm		
	SG 11006 Enddeckel links 90 mm		SG 11040 Kugellkette ø 4.5 mm, metall		
	SG 11007 Enddeckel rechts 90 mm		SG 11059 Linsenschraube mit Flansch M4x12		

B. OPTIONALE KOMPONENTEN

	SG 4951 Beschwerung ø 8 mm
	SG 11050 Federset links 60 mm
	SG 11051 Federset rechts 60 mm

