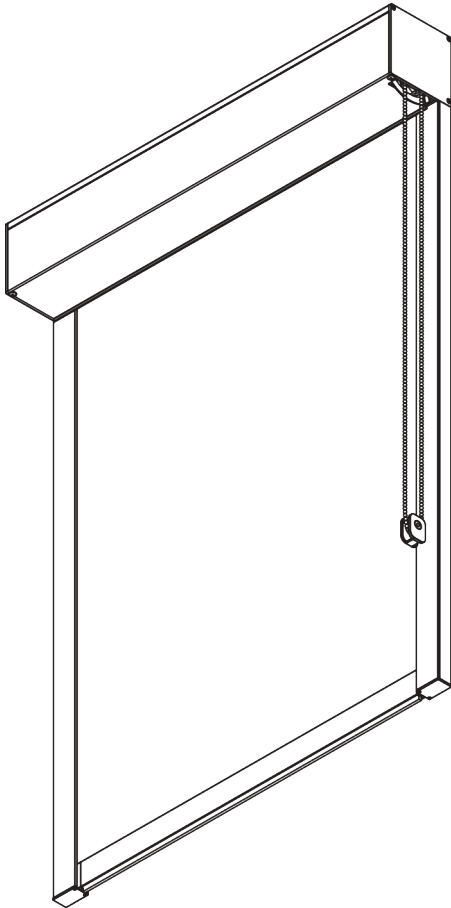



# SG 4740

---



## PRODUKTINFORMATIONEN

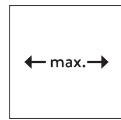
- **Bedienung:** Kette
- **Grösse:** L
- **Montage:** Decke, Wand, Nische
- **Farben:** weiss RAL 9016 oder schwarz RAL 9005, Sonderfarben möglich
- **Stoffe:** siehe Silent Gliss Stoffkollektion

### **Merkmale:**

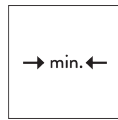
- Zip Technologie
- Rostfreie Stahlkugelskette
- 2:1 Kettenantrieb
- 40 mm Seitenprofile, vorgebohrte Träger Positionierungen

# SYSTEMSPEZIFIKATIONEN

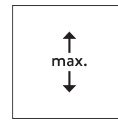
## A. MASSE / GEWICHT



3 m



65 cm



3 m



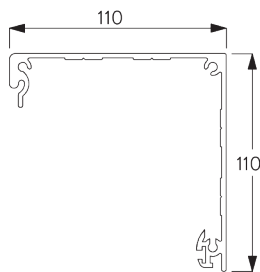
9 m<sup>2</sup>



6 kg

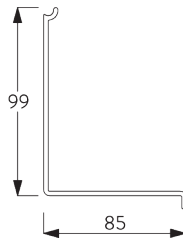
## B. PROFIL

### Profilinformationen



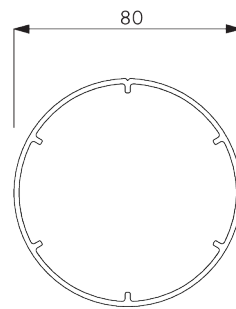
**SG 10998**

Kassettengehäuse 110 mm



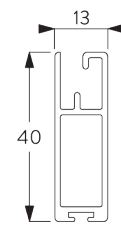
**SG 10999**

Kassettendeckel 110 mm



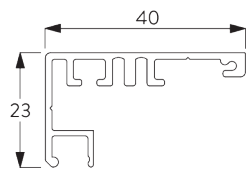
**SG 11003**

Rohr 80 mm



**SG 10993**

Beschwerung



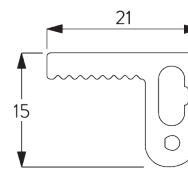
**SG 11418**

Seitliche Führungsschiene



**SG 11419**

Seitliche Abdeckung

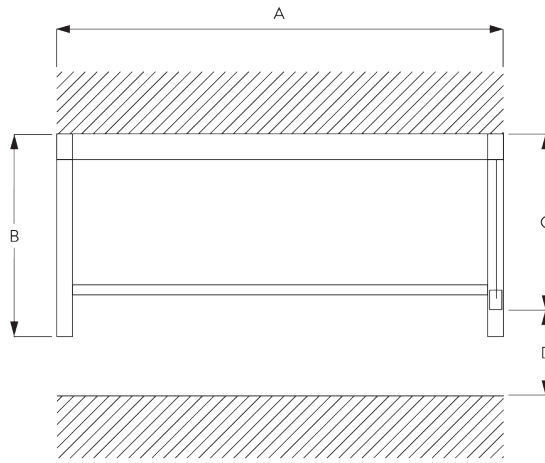


**SG 11421**

Zip-Profil

## C. MASSAUFNAHME

### Untermontage



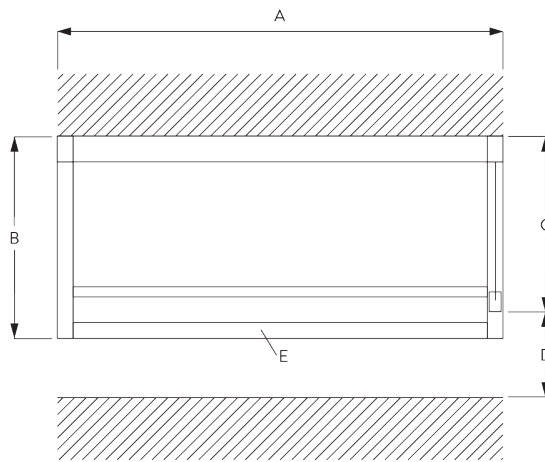
A: Systembreite

B: Systemhöhe

C: Kettenhöhe

D: Kindersicherung SG 10731 min. 150 cm über Boden

### Aufmontage



A: Systembreite

B: Systemhöhe

C: Kettenhöhe

D: Kindersicherung SG 10731 min. 150 cm über Boden

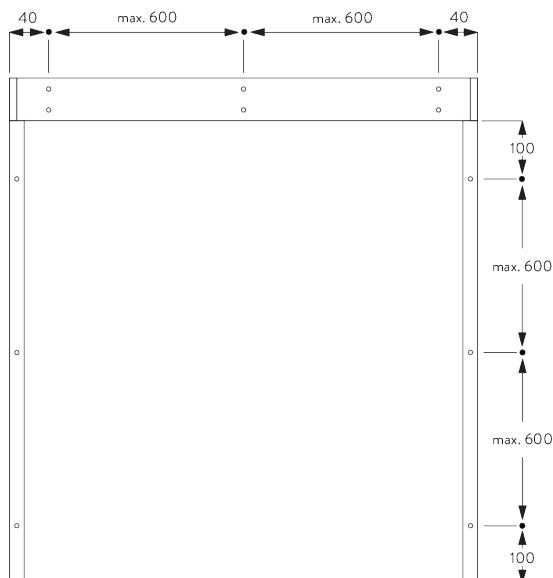
E: Optional: Abschlussprofil (SG 11418 / SG 11419)

# MONTAGE

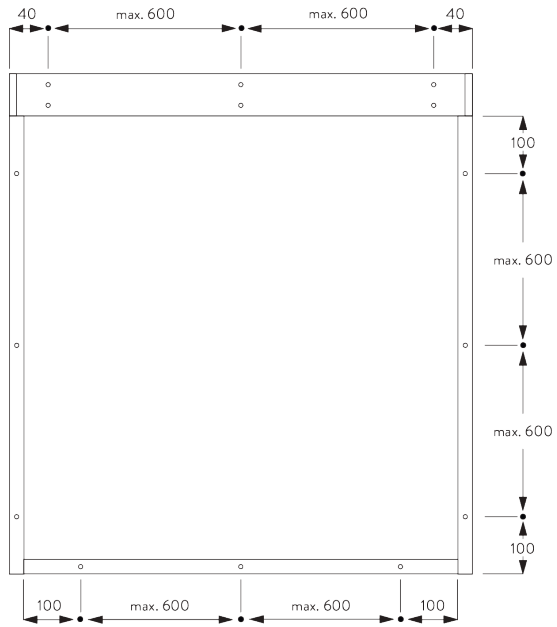
## A. MONTAGE- INFORMATIONEN

Detaillierte Montageinformationen siehe  
Silent Gliss Website

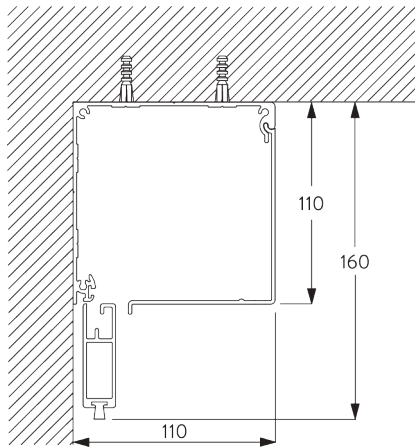
### Montagepunkte - Decken-/ Untermontage



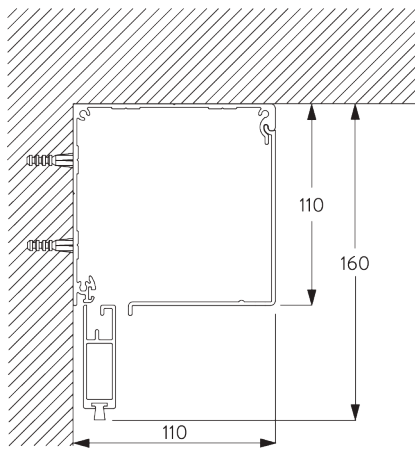
**Montagepunkte -  
Wand-/Aufmontage**



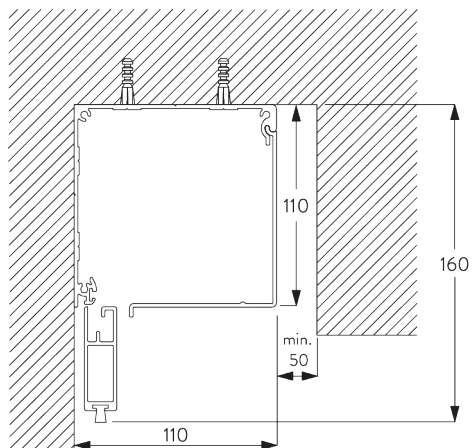
**B. DECKEN-/  
UNTERMONTAGE**



**C. WAND-/  
AUFMONTAGE**

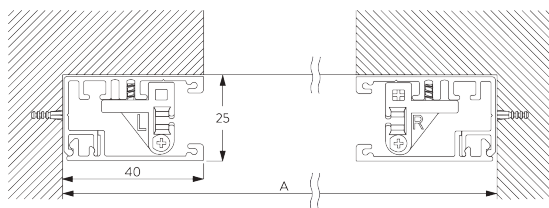


**D. NISCHEN-  
MONTAGE**



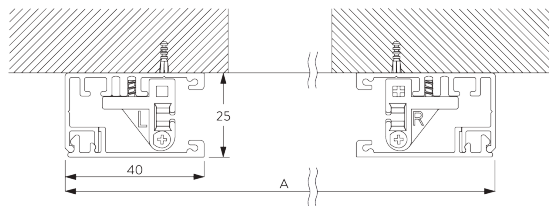
**E. SEITENPROFILE  
SG 11418 / SG 11419**

**Untermontage**



A: Systembreite

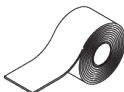

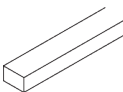
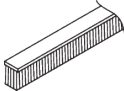

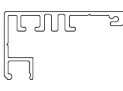
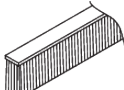


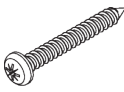

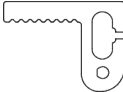
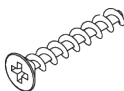
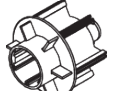
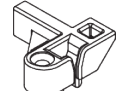




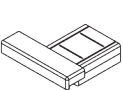
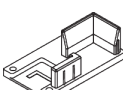

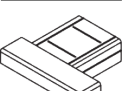
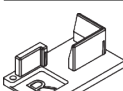

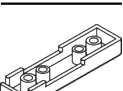
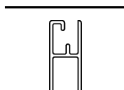

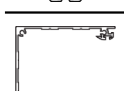
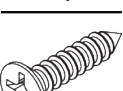
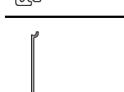
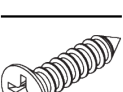
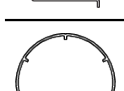
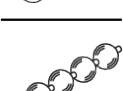
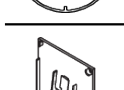
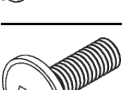
**Aufmontage**



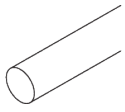
A: Systembreite

# KOMPONENTEN

## A. STANDARD KOMPONENTEN

|  |   |   |   |   |   |
|--|---|---|---|---|---|
|    | <b>SG 4226</b><br>Doppelklebeband 30 mm       |    | <b>SG 11009</b><br>Enddeckel rechts 110 mm          |    | <b>SG 11060</b><br>Schaumklebeband                    |
|    | <b>SG 4508</b><br>Bürste 5x7 mm               |    | <b>SG 11011</b><br>Clip                             |    | <b>SG 11418</b><br>Seitliche Führungsschiene          |
|    | <b>SG 4509</b><br>Bürste 5x12 mm              |    | <b>SG 11012</b><br>Clip für Kettenantrieb nature    |    | <b>SG 11419</b><br>Seitliche Abdeckung                |
|    | <b>SG 6791</b><br>Linsenschraube 3.9x32       |    | <b>SG 11020</b><br>Rohr Adapter Stütze 80 mm        |    | <b>SG 11421</b><br>Zip-Profil                         |
|    | <b>SG 6933</b><br>PT Senkkopfschraube KA25x16 |    | <b>SG 11021</b><br>Rohr Adapter Kettenantrieb 80 mm |    | <b>SG 11473</b><br>Zip Führung links                  |
|   | <b>SG 6936</b><br>PT Senkkopfschraube KA22x10 |   | <b>SG 11025</b><br>Zip                              |   | <b>SG 11474</b><br>Zip Führung rechts                 |
|  | <b>SG 6942</b><br>Linsenschraube KA30x8       |  | <b>SG 11028</b><br>Enddeckel links                  |  | <b>SG 11475</b><br>Enddeckel links für Seitenführung  |
|  | <b>SG 10668</b><br>PVC Streifen 10 mm         |  | <b>SG 11029</b><br>Enddeckel rechts                 |  | <b>SG 11476</b><br>Enddeckel rechts für Seitenführung |
|  | <b>SG 10731</b><br>Kindersicherheitshalterset |  | <b>SG 11030</b><br>Deckel                           |   |   |
|  | <b>SG 10993</b><br>Beschwerung                |  | <b>SG 11033</b><br>Kettenantrieb L                  |   |   |
|  | <b>SG 10998</b><br>Kassettengehäuse 110 mm    |  | <b>SG 11034</b><br>Senkkopfschraube 3.5x16          |   |   |
|  | <b>SG 10999</b><br>Kassettendeckel 110 mm     |  | <b>SG 11035</b><br>Senkkopfschraube 2.2x9.5         |   |   |
|  | <b>SG 11003</b><br>Rohr 80 mm                 |  | <b>SG 11040</b><br>Kugelfette ø 4.5 mm, metall      |   |   |
|  | <b>SG 11008</b><br>Enddeckel links, 110 mm    |  | <b>SG 11059</b><br>Linsenschraube mit Flansch M4x12 |   |   |

## **B. OPTIONALE KOMPONENTEN**



**SG 4951**

*Beschwerung ø 8 mm*



**SG 11052**

*Federset links 80 mm*



**SG 11053**

*Federset rechts 80 mm*

