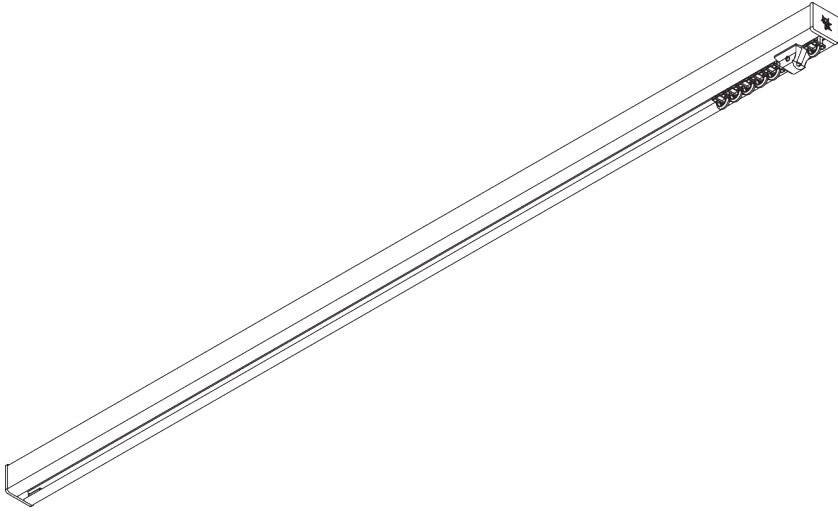


SG 6870



PRODUKTINFORMATIONEN

- **Bedienung:** Hand
- **Grösse:** M - L
- **Montage:** Decke, Wand, Nut
- **Farben:** weiss RAL 9016, schwarz RAL 9005 oder Aluminium farblos eloxiert, Sonderfarben möglich (Nutprofil nur weiss RAL 9016, schwarz RAL 9005 oder Sonderfarbe)
- **Stoffe:** siehe Silent Gliss Stoffkollektion

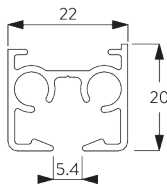
Merkmale:

- 2-Komponenten-Gleiter-Technologie (2C)
- Wave (2C)
- Biegbar
- Biegbares Nutprofil

SYSTEMSPEZIFIKATIONEN

A. PROFIL

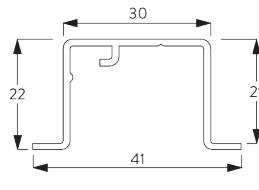
Profil- und Biegeinformationen



SG 11190

Profil

✓ Radius: >26 cm

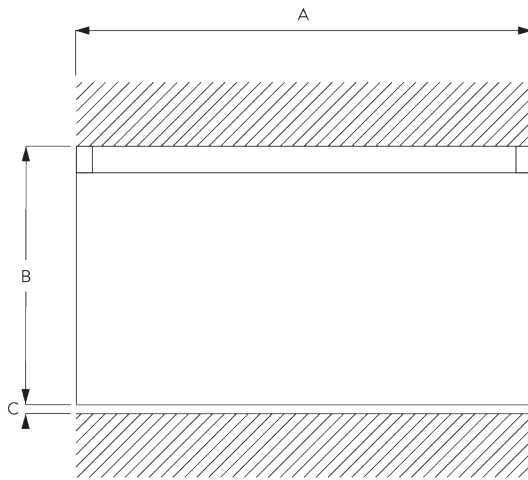


SG 11230

Nutprofil

✓ Radius: 50 - 75 cm
>75 cm auf Anfrage

B. MASSAUFNAHME



A: Systembreite

B: Systemhöhe

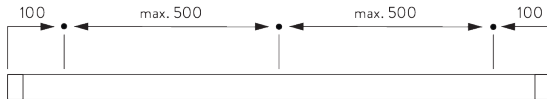
C: Abstand zwischen Boden und Behang

MONTAGE

A. MONTAGE- INFORMATIONEN

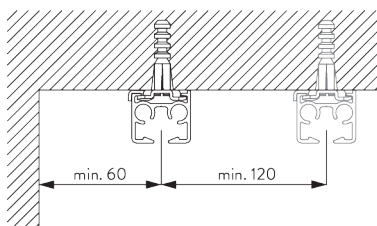
Detaillierte Montageinformationen siehe
Silent Gliss Website

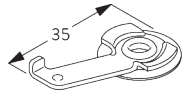
Montagepunkte



B. DECKEN- MONTAGE

Spanner SG 3825

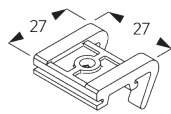
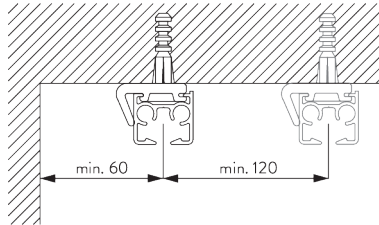




SG 3825

Spanner

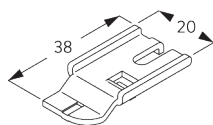
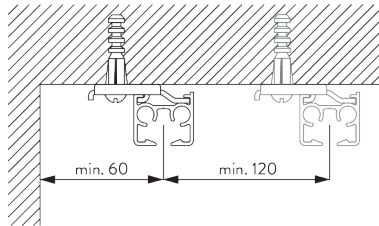
Träger SG 3826



SG 3826

Träger

Träger SG 3832

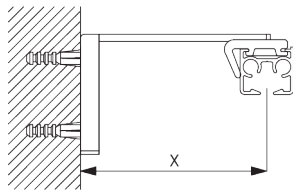


SG 3832

Träger

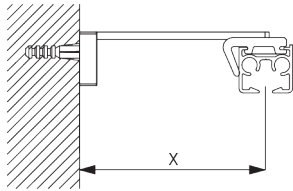
C. WANDMONTAGE

Smart Fix

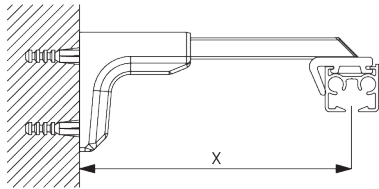


Smart Fix SG 11200 - SG 11205 und Träger SG 3826:
Benötigt Schraube SG 10492 (M4x8).

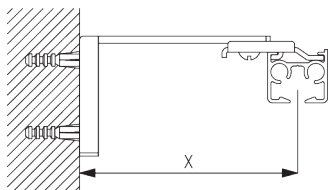
Smart Fix	X mm (SG 3826 / SG 3825)	X mm (SG 3832)
SG 11200 / SG 11210	52	70
SG 11201 / SG 11211	72	90
SG 11202 / SG 11212	92	110
SG 11203 / SG 11213	112	130
SG 11204 / SG 11214	142	160
SG 11205 / SG 11215	192	210
SG 11154	102-130	120-148
SG 11155	132-160	150-178
SG 11156	182-210	200-228



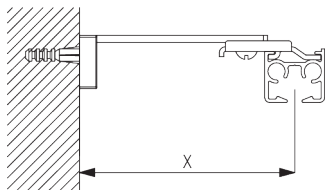
Square Smart Fix SG 11210 - SG 11215 und Träger SG 3826:
Benötigt Schraube SG 10492 (M4x8).



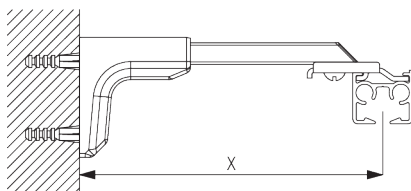
Universal Smart Fix SG 11154 - SG 11156 und Träger SG 3826:
Benötigt Schraube SG 10277 (M4x12).



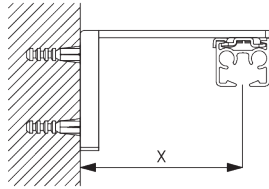
Smart Fix SG 11200 - SG 11205 und Träger SG 3832:
Benötigt Schraube SG 10492 (M4x8).



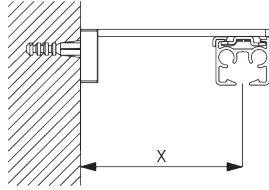
Square Smart Fix SG 11210 - SG 11215 und Träger SG 3832:
Benötigt Schraube SG 10492 (M4x8).



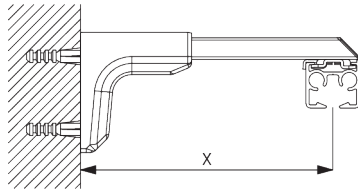
Universal Smart Fix SG 11154 - SG 11156 und Träger SG 3832:
Benötigt Schraube SG 10407 (M4x10).



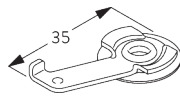
Smart Fix SG 11200 - SG 11205 und Spanner SG 3825:
Benötigt Schraube SG 10074 (M4x8).



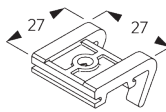
Square Smart Fix SG 11210 - SG 11215 und Spanner SG 3825:
Benötigt Schraube SG 10074 (M4x8).



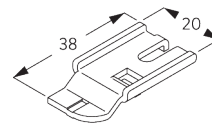
Universal Smart Fix SG 11154 - SG 11156 und Spanner SG 3825:
Benötigt Schraube SG 11158 (M4x12).



SG 3825
Spanner



SG 3826
Träger



SG 3832
Träger



SG 10074
Senkschraube M4x8



SG 10277
Linsenschraube M4x12



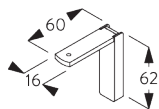
SG 10407
Linsenschraube M4x10



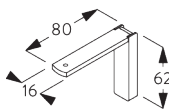
SG 10492
Linsenschraube M4x8



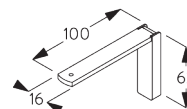
SG 11158
Senkschraube M4x12



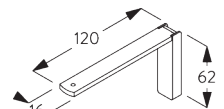
SG 11200
Smart Fix 60 mm



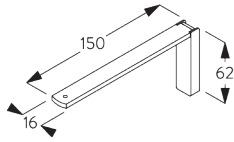
SG 11201
Smart Fix 80 mm



SG 11202
Smart Fix 100 mm

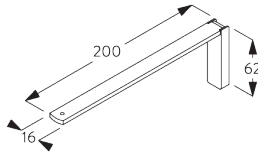


SG 11203
Smart Fix 120 mm



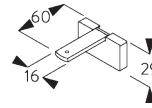
SG 11204

Smart Fix 150 mm



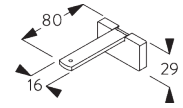
SG 11205

Smart Fix 200 mm



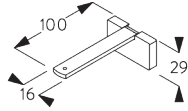
SG 11210

Square Smart Fix 60 mm



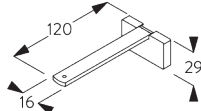
SG 11211

Square Smart Fix 80 mm



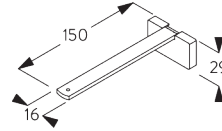
SG 11212

Square Smart Fix 100 mm



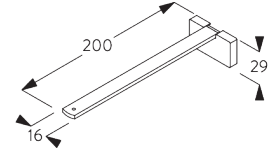
SG 11213

Square Smart Fix 120 mm



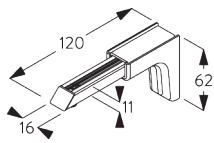
SG 11214

Square Smart Fix 150 mm



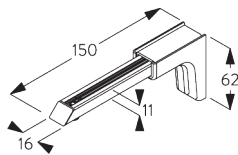
SG 11215

Square Smart Fix 200 mm



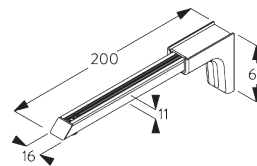
SG 11154

Universal Smart Fix 120 mm



SG 11155

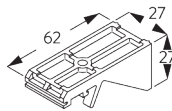
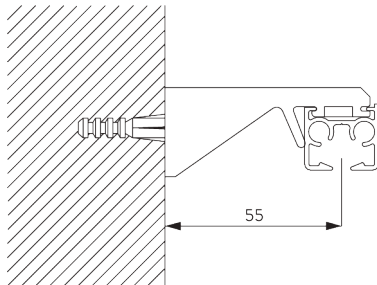
Universal Smart Fix 150 mm



SG 11156

Universal Smart Fix 200 mm

Träger SG 3836

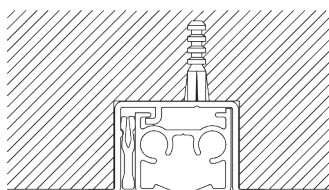


SG 3836

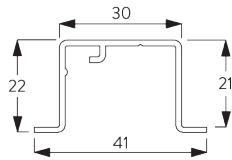
Träger

D. NUTMONTAGE

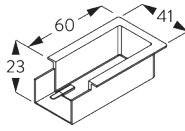
Nutprofil SG 11230



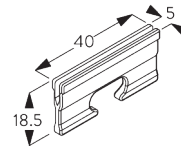
Eine Klammer SG 10157 pro Montagepunkt.
 Detaillierte Nutmontage siehe Silent Gliss Website.



SG 11230
Nutprofil



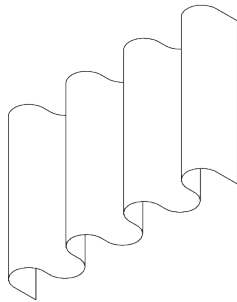
SG 11238
Nutmaske



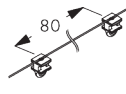
SG 10157
Klammer

SYSTEMOPTIONEN

A. WAVE



SG 11295



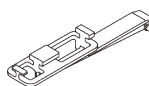
SG 11302



SG 2255



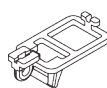
SG 2256



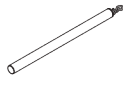
SG 6364



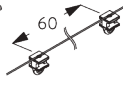
SG 6365



SG 6366



SG 10430-34



SG 11303

Standard Komponenten:

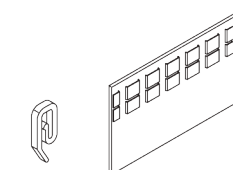
- SG 11295 Festssteller
- SG 11302 Wave-2C-Gleiterkordel 80 mm

Optionale Komponenten:

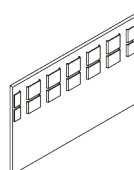
- SG 2255 Bremse
- SG 2256 Bremse
- SG 6364 Wave Verlängerung
- SG 6365 Wave Hänger
- SG 6366 Wave Träger für Schleuderstab
- SG 10430-34 Schleuderstab
- SG 11303 Wave-2C-Gleiterkordel 60 mm

Vorhang Komponenten:


- SG 3582 Haken
- SG 6349 Wave Vorhangband
- SG 6363 Wave Bügelband
- SG 10075 Bleischnur 50 gr/m
- SG 10076 Beschwerung Seitensaum



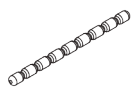
SG 3582



SG 6349



SG 6363

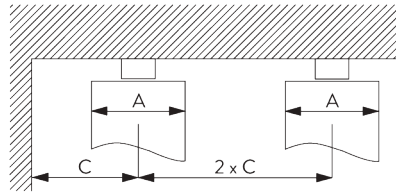
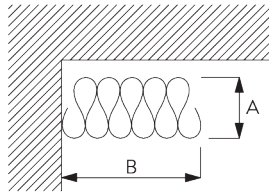


SG 10075



SG 10076

Wave Paketbreite - 2C-Gleiterkordel (Standard Komponenten)



A = Pakettiefe
B = Paketbreite
C = Min. Abstand




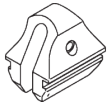

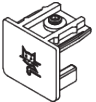

2C-Gleiterkordel SG 11302	Zwischen- laschen	Stoffzugabe	Pakettiefe A	Paketbreite B*	Min. Abstand C
80	6	~2.1	140	180 pro Meter System	90
80	7	~2.3	160	180 pro Meter System	100

2C-Gleiterkordel SG 11303	Zwischen- laschen	Stoffzugabe	Pakettiefe A	Paketbreite B*	Min. Abstand C
60	4	~2.1	100	230 pro Meter System	70
60	5	~2.3	120	230 pro Meter System	80

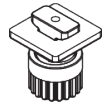
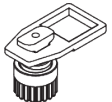

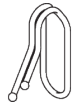

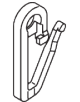

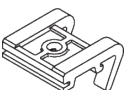
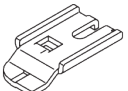
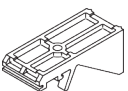




*Paketgröße B vergrößert sich um 150 mm pro Vorhangpaket bei Verwendung des optionalen Verlängerungsarms SG 6364!

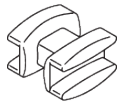







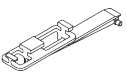
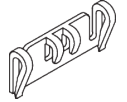
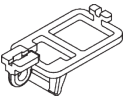
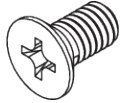

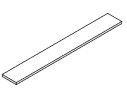
KOMPONENTEN

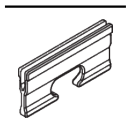
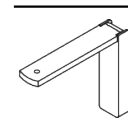
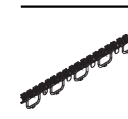

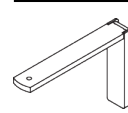
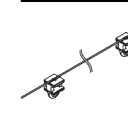

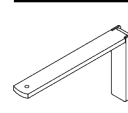
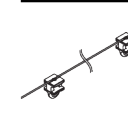
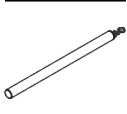
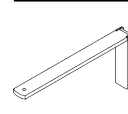
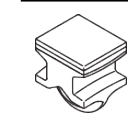
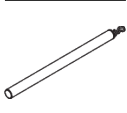
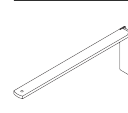
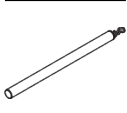
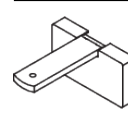
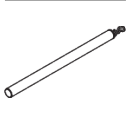
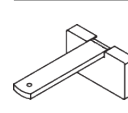
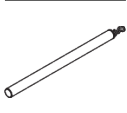
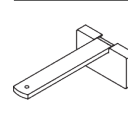

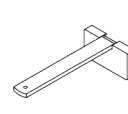
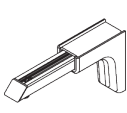
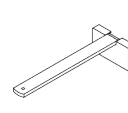
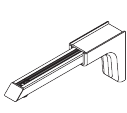
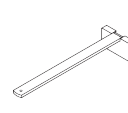
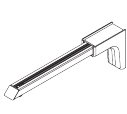
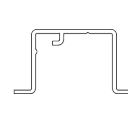
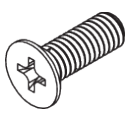
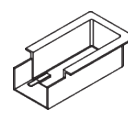
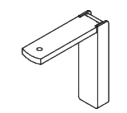
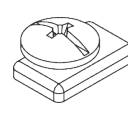
A. STANDARD KOMPONENTEN

	SG 3599 Haken
	SG 3825 Spanner
	SG 6065 Feststeller
	SG 6086 Verschlussfeder
	SG 11190 Profil
	SG 11233 Enddeckel
	SG 11300 2C-Gleiter

B. OPTIONALE KOMPONENTEN

	SG 2255 Brems
	SG 2256 Brems
	SG 3012 Haken
	SG 3581 Haken
	SG 3582 Haken
	SG 3598 Öse
	SG 3802 Profilverbinder
	SG 3826 Träger
	SG 3832 Träger
	SG 3836 Träger
	SG 6004 Öse
	SG 6005 Haken
	SG 6053 Verschlussfeder
	SG 6057 Gleiter

	SG 6082 Gleiter
	SG 6094 Roller
	SG 6098 Roller
	SG 6146 Haken
	SG 6240 Roller
	SG 6283 Roller
	SG 6349 Wave Vorhangband
	SG 6363 Wave Bügelband
	SG 6364 Wave Verlängerungsarm
	SG 6365 Wave Hänger
	SG 6366 Wave Mitnehmer für Schleuderstab
	SG 10074 Senkschraube M4x8
	SG 10075 Bleischnur 50 gr/m
	SG 10076 Beschwerung Seitensaum

	SG 10157 Klammer		SG 11201 Smart Fix 80 mm		SG 11301 2C-Gleiter am Strip
	SG 10277 Linsenschraube M4x12		SG 11202 Smart Fix 100 mm		SG 11302 Wave-2C-Gleiterkordel 80 mm
	SG 10407 Linsenschraube M4x10		SG 11203 Smart Fix 120 mm		SG 11303 Wave-2C-Gleiterkordel 60 mm
	SG 10430 Schleuderstab 50 cm		SG 11204 Smart Fix 150 mm		SG 11305 2C-Gleiter für direktes Annähen
	SG 10431 Schleuderstab 75 cm		SG 11205 Smart Fix 200 mm		
	SG 10432 Schleuderstab 100 cm		SG 11210 Square Smart Fix 60 mm		
	SG 10433 Schleuderstab 125 cm		SG 11211 Square Smart Fix 80 mm		
	SG 10434 Schleuderstab 150 cm		SG 11212 Square Smart Fix 100 mm		
	SG 10492 Linsenschraube M4x8		SG 11213 Square Smart Fix 120 mm		
	SG 11154 Universal Smart Fix 120 mm		SG 11214 Square Smart Fix 150 mm		
	SG 11155 Universal Smart Fix 150 mm		SG 11215 Square Smart Fix 200 mm		
	SG 11156 Universal Smart Fix 200 mm		SG 11230 Nutprofil		
	SG 11158 Senkschraube M4x12		SG 11238 Nutmaske		
	SG 11200 Smart Fix 60 mm		SG 11295 Feststeller		

